



360w~375w

M6 solar modules Godzilla series

Mono MBB perc large size half cut module

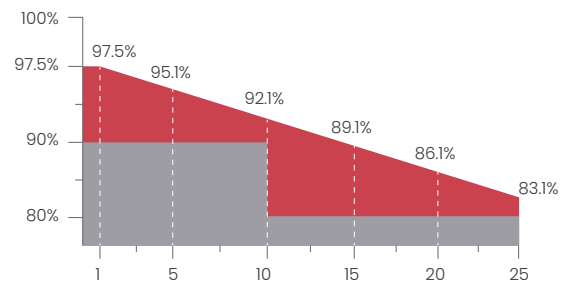
The product adopts MBB high efficiency PERC cell combined with half cut. It can cope with the rising efficiency and diversification demand of residential roofs, industrial and commercial roofs, and large ground power stations.

MODULE CHARACTER

-  PID Resistance
-  Salt mist resistance
-  Ammonia resistance
-  dust and hail resistance
-  Production process reliability test
-  0~+5W Positive Tolerance
-  Mono MBB half cut
-  Reduce BOS cost increase ROI

CERTIFICATION

- IEC61215/IEC61730
- ISO9001:Quality Management System
- ISO14001:Environmental Management System
- ISO45001:Occupational Health and Safety Management System



Linear performance warranty



Product warranty

SUNRISE ENERGY CO., LTD

TEL:+86-519-81688389 E-mail:info@sunriseenergy.cn

ADD:No.20 Tongzi River West Road, Zhonglou Development Zone, Changzhou, Jiangsu



Module Type	SR-M660360HLP		SR-M660365HLP		SR-M660370HLP		SR-M660375HLP	
Module Efficiency (%)	19.77		20.04		20.32		20.59	
Tolerance (W)	0~+5		0~+5		0~+5		0~+5	
Test Environment	STC	NOCT	STC	NOCT	STC	NOCT	STC	NOCT
Maximum Power Pmax(W)	360	266.59	365	270.29	370	273.99	375	277.69
Open Circuit Voltage Voc(V)	40.92	38.18	41.12	38.38	41.32	38.48	41.56	38.7
Short Circuit Current Isc(A)	11.22	9.01	11.3	9.07	11.39	9.15	11.46	9.21
Maximum Power Voltage Vm(V)	33.69	31.08	33.89	31.28	34.09	31.48	34.29	31.66
Maximum Power Current Im(A)	10.69	8.55	10.78	8.62	10.86	8.69	10.94	8.75
Cell Type (mm)	166x83(9BB Mono-Crystalline Silicon)							
Number of Cells (Pcs)	120(6x20)							
Maximum System Voltage (V)	DC1500							
Temp.Coeff.of Voc (%/°C)	-0.285							
Temp.Coeff.of Isc (%/°C)	0.055							
Temp.Coeff.of Pm (%/°C)	-0.365							
Operating Temperature(°C)	-40 to 85							
Nominal Operating Cell Temperature(NOCT)(°C)	45±2							
Max.Series Fuse (A)	20							
Pressure Bearing (Pa)	5400							
Wind Bearing (Pa)	2400							

STC: Irradiance 1000W/m², Cell temperature 25°C, AM1.5
 NOCT: Irradiance 800W/m², Ambient temperature 20°C, Wind speed 1m/s

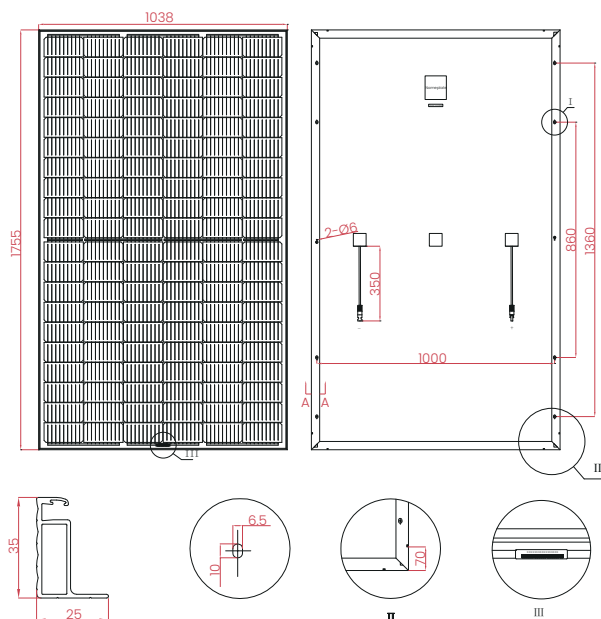
MATERIAL DETAILS

Frame	Anodized aluminum	Glass	3.2mm low-iron tempered suede glass
Cell	6x20pcs 166x83mm mono solar cell	Junction Box	IP≥68,TÜV & UL
Diode quantity	3	Cable&Connector	4mm ² , EVO2 or EVO2 compatible
Cable length	350mm or as customer's requirements		

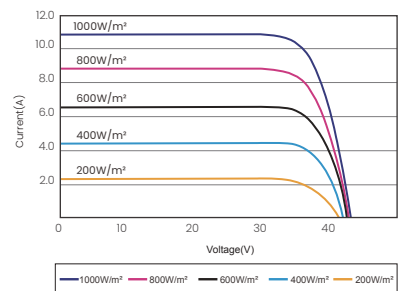
PACKING DETAILS

Dimension	1755x1038x35mm	Weight	20kg
Loading Capacity	360 pcs / 20'GP 858 pcs / 40'HC	Packing	31pcs/pallet

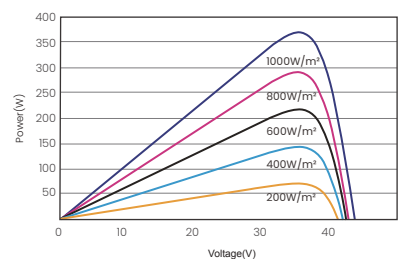
ENGINEERING DRAWINGS



IV CURVES



I-V CURVES OF PV MODULE(370W)



P-V CURVES OF PV MODULE(370W)