



SR-9B166MPERC 166-83mm 9BB mono P type half cell



Front side appearance



Rear side appearance

Dimension: 166mm×166mm±0.25mm

Thickness (Cell): 190±30 μ m

Front (-): 9 busbars(silver), width 0.1±0.03mm, 124 finger grids, Blue anti-reflecting coating(silicon nitride)

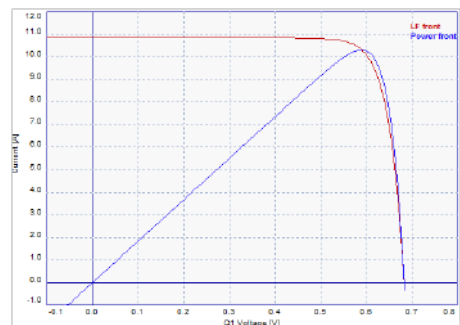
Back (+): width of back electrode(silver) 1.3±0.25mm, finger grids(aluminum), dotted laser design

Temperature coefficients

TkVoltage	-0.36 %/K
TkCurrent	+0.07%/K
TkPower	-0.38%/K

Rsh≥35Ω, Irev2<0.8A

IV-Curve



Electrical Performance Parameters

Efficiency(%)	Pmpp(W)	Umpp(V)	I _{mp} (A)	U _{oc} (V)	I _{sc} (A)	FF(%)
22.9	6.28	0.5933	10.582	0.6874	11.113	82.18
22.8	6.25	0.5916	10.566	0.6859	11.100	82.10
22.7	6.22	0.5905	10.540	0.6837	11.105	81.97
22.6	6.20	0.5887	10.525	0.6822	11.090	81.89
22.5	6.17	0.5873	10.503	0.6811	11.082	81.73
22.4	6.14	0.5856	10.486	0.6807	11.075	81.46
22.3	6.11	0.5835	10.477	0.6790	11.060	81.41
22.2	6.09	0.5817	10.462	0.6780	11.046	81.26
22.1	6.06	0.5799	10.448	0.6777	11.039	80.98
22.0	6.03	0.5781	10.433	0.6774	11.021	80.81
21.9	6.00	0.5760	10.424	0.6748	11.014	80.79
21.8	5.98	0.5742	10.409	0.6743	10.996	80.60
21.7	5.95	0.5720	10.401	0.6729	10.990	80.45
21.6	5.92	0.5701	10.386	0.6719	10.974	80.30
21.5	5.89	0.5684	10.371	0.6713	10.958	80.12

STC (Standard Testing Conditions): 1000W/m², AM1.5, 25 °C

Back Electrical Performance Parameters

Efficiency(%)	Pmpp(W)	Umpp(V)	I _{mp} (A)	U _{oc} (V)	I _{sc} (A)
>16.00	4.44	0.5884	7.549	0.6788	8.019
15.50-16.00	4.30	0.5782	7.492	0.6688	7.940
15.00-15.50	4.17	0.5721	7.335	0.6650	7.735
<15.00	4.06	0.5657	7.173	0.6592	7.554

STC (Standard Testing Conditions): 1000W/m², AM1.5, 25 °C

Light Intensity Dependence

Intensity (W/m ²)	U _{oc}	I _{sc}
1000	1.000	1.000
900	0.996	0.903
800	0.991	0.803
600	0.988	0.602
400	0.962	0.403

Take the Voc (I_{sc}) at 1000W/m² as the standard, test the range of Voc (I_{sc}) decrease with light intensity.