



605~625W

G12 solar modules Zeus series

Mono SMBB TOPCon large size half cut
double glass module

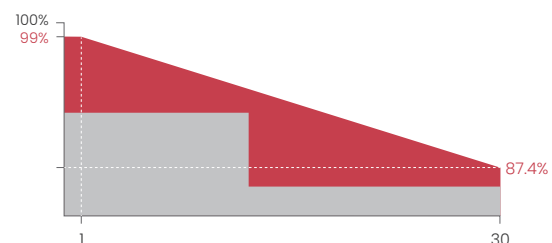
Products can match different installation conditions, taking into account high adaptability and high compatibility. With mature support and inverter scheme, customized design for distributed and centralized ground power stations.

MODULE CHARACTER

-  Exceptional PID Resistance
-  Salt mist resistance/Ammonia resistance /dust and hail resistance
-  Production process reliability test
-  0~+5W Positive Tolerance
-  Lower LID / LETID
-  Reduce BOS cost increase ROI
-  Non-destructive cutting

CERTIFICATION

- IEC61215/IEC61730
- ISO9001:Quality Management System
- ISO14001:Environmental Management System
- ISO45001:Occupational Health and Safety Management System



 Linear performance warranty  Product warranty



Module Type	SR-66M605NHLPro		SR-66M610NHLPro		SR-66M615NHLPro		SR-66M620NHLPro		SR-66M625NHLPro	
Module Efficiency (%)	22.42		22.61		22.79		22.98		23.16	
Tolerance (W)	0~+5		0~+5		0~+5		0~+5		0~+5	
Test Environment	STC	NOCT	STC	NOCT	STC	NOCT	STC	NOCT	STC	NOCT
Maximum Power Pmax(W)	605	456.41	610	460.18	615	463.95	620	467.72	625	471.49
Open Circuit Voltage Voc(V)	47.95	45.80	48.16	46.00	48.39	46.22	48.61	46.43	48.82	46.64
Short Circuit Current Isc(A)	16.04	12.95	16.10	13.00	16.15	13.04	16.22	13.09	16.27	13.14
Maximum Power Voltage Vm(V)	39.63	37.19	39.80	37.35	39.99	37.52	40.17	37.69	40.35	37.86
Maximum Power Current Im(A)	15.27	12.31	15.33	12.36	15.38	12.40	15.44	12.45	15.49	12.49
Cell Type (mm)	G12 TOPCon									
Number of Cells (Pcs)	132(6×22)									
Maximum System Voltage (V)	DC1500									
Temp.Coeff.of Voc (%/°C)	-0.29									
Temp.Coeff.of Isc (%/°C)	0.04									
Temp.Coeff.of Pm (%/°C)	-0.25									
Operating Temperature(°C)	-40 to 85									
Nominal Operating Cell Temperature(NOCT) (°C)	45±2									
Max.Series Fuse (A)	35									
Pressure Bearing (Pa)	5400									
Wind Bearing (Pa)	2400									

STC: Irradiance 1000W/m², Cell temperature 25°C, AM1.5
 NOCT: Irradiance 800W/m², Ambient temperature 20°C, Wind speed 1m/s

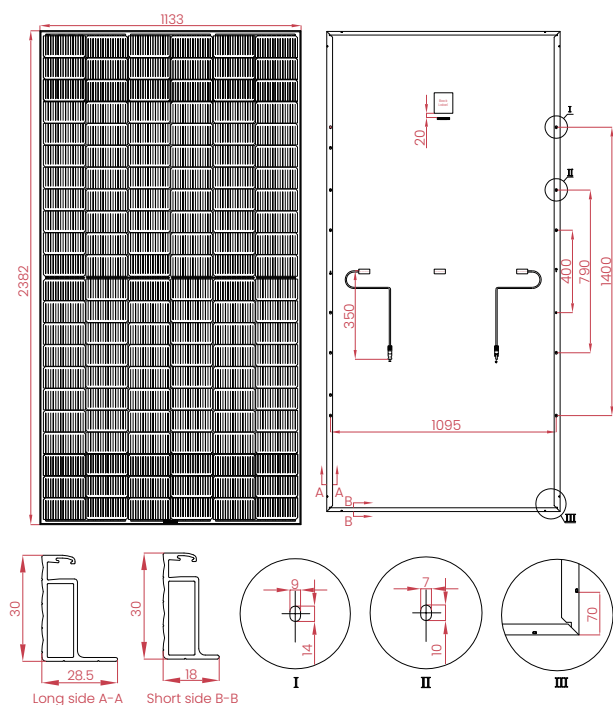
MATERIAL DETAILS

Frame	Anodized aluminum	Net length of Cable	350mm or as customer's requirements
Cell	6×22pcs mono solar cell	Junction Box	IP≥68, TÜV & UL
Diode quantity	3	Cable&Connector	4mm ² , EVO2 or EVO2 compatible
Glass	2×2.0mm Anti-Reflection Coating Heat Strengthened Glass		

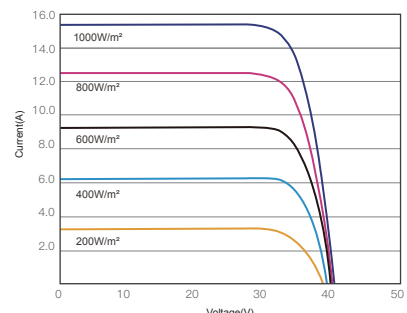
PACKING DETAILS

Dimension	2382×1133×30mm	Weight	33.4kg
Loading Capacity	720pcs/40HC	Packing	36pcs/pallet

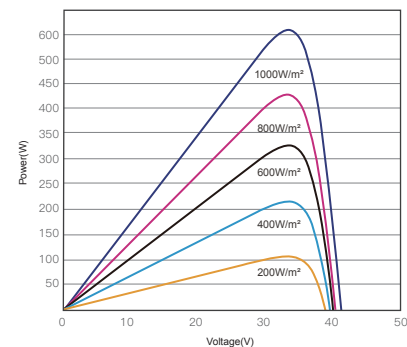
ENGINEERING DRAWINGS



IV CURVES



I-V CURVES OF PV MODULE(615W)



P-V CURVES OF PV MODULE(615W)