








325w~340w

G1 solar modules Jellyfish series
Mono MBB per large size half cut module



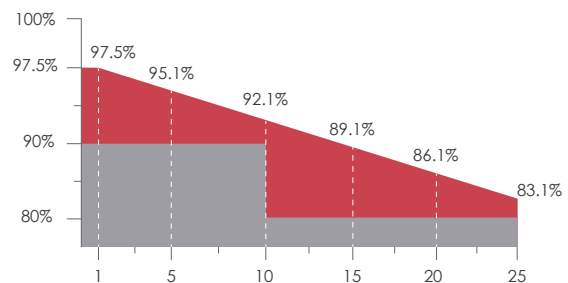
The modules adopt MBB, PERC cells and half-cut technology. The technology can reduce BOS cost for per wattage, at the same time, the half-cut technology can effectively reduce the heat spot risk of high power modules and show better power generation performance and reliability in system application.

MODULE CHARACTER

-  PID Resistance
-  Salt mist resistance/Ammonia resistance /dust and hail resistance
-  Production process reliability test
-  0~+5W Positive Tolerance
-  Mono MBB half cut
-  Reduce BOS cost increase ROI
-  Double-sided electricity generation

CERTIFICATION

IEC61215/IEC61730
ISO9001:Quality Management System
ISO14001:Environmental Management System
ISO45001:Occupational Health and Safety Management System



Linear performance warranty



Product warranty

SUNRISE ENERGY CO., LTD

TEL:+86-519-81688389 E-mail:info@sunriseenergy.cn

ADD:No.20 Tongzi River West Road, Zhonglou Development Zone, Changzhou, Jiangsu



SR-M660HLB 325w-340w Jellyfish Series



ENGINEERING DRAWINGS

Module Type	SR-M660325HLB		SR-M660330HLB		SR-M660335HLB		SR-M660340HLB	
Module Efficiency (%)	19.27		19.56		19.86		20.15	
Tolerance (W)	0~+5		0~+5		0~+5		0~+5	
Test Environment	STC	NOCT	STC	NOCT	STC	NOCT	STC	NOCT
Maximum Power Pmax(W)	325	242.54	330	246.27	335	250	340	254
Open Circuit Voltage Voc(V)	41.14	38.08	41.37	38.29	41.63	38.53	41.92	38.8
Short Circuit Current Isc(A)	10.12	8.55	10.23	8.64	10.31	8.71	10.46	8.83
Maximum Power Voltage Vm(V)	33.72	31.72	33.91	31.9	34.12	32.1	34.33	32.3
Maximum Power Current Im(A)	9.64	7.65	9.74	7.73	9.82	7.79	9.91	7.86
Cell Type (mm)	158.75×79.375(9BB Mono-Crystalline Silicon)							
Number of Cells (Pcs)	120(6×20)							
Maximum System Voltage (V)	DC1000/DC1500							
Temp.Coeff.of Voc (%/°C)	-0.282							
Temp.Coeff.of Isc (%/°C)	0.041							
Temp.Coeff.of Pm (%/°C)	-0.387							
Operating Temperature (°C)	-40 to 85							
Nominal Operating Cell Temperature(NOCT) (°C)	45±2							
Max.Series Fuse (A)	15/20							
Pressure Bearing (Pa)	5400							
Wind Bearing (Pa)	2400							

STC: Irradiance 1000W/m2, Cell temperature 25°C, AM1.5

NOCT: Irradiance 800W/m2, Ambient temperature 20°C, Wind speed 1m/s

Different backside power gains(340W)	10%	15%	20%	25%
Peak Power Pmax(W)	374	391	408	425
Open Circuit Voltage Voc(V)	41.81	41.83	41.84	41.85
Short Circuit Current Isc(A)	11.53	12.04	12.56	13.08
Maximum Power Voltage Vm(V)	34.33	34.34	34.35	34.36
Maximum Power Current Im(A)	10.9	11.39	11.88	12.37

MATERIAL DETAILS

Frame	Anodized aluminum	Glass	3.2mm low-iron tempered suede glass
Cable length	350mm or as customer's requirements	Junction Box	Ip≥68, TÜV&UL
Cable&Connector	4mm², MC4 or MC4 compatible		4mm², EVO2 or EVO2 compatible
Cell	6×20pcs 158.75x79.375mm mono solar cell		

PACKING DETAILS

Dimension	1684×1002×35mm	Weight	19.1kg
Loading Capacity	366 pcs / 20'GP 884pcs/40'HC	Packing	31pcs/pallet

IV CURVES

