


535~550W

M10 solar modules Aquaman series

Mono MBB per large size half cut bifacial module

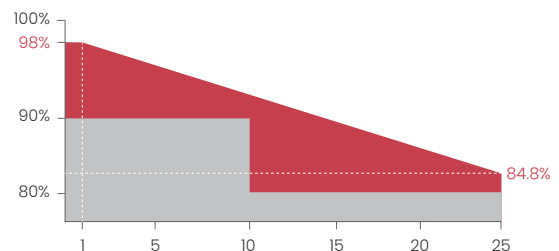
Excellent technical advantages and system design scheme to achieve high reliability, power generation effective gain and EPC cost reduction. Products can match different installation conditions, taking into account high adaptability and high compatibility. With mature support and inverter scheme, customized design for industrial and commercial and centralized ground power stations.

MODULE CHARACTER

-  PID Resistance
-  Salt mist resistance/Ammonia resistance /dust and hail resistance
-  Production process reliability test
-  0~+5W Positive Tolerance
-  Mono MBB half cut
-  Reduce BOS cost increase ROI
-  Non-destructive cutting
-  Double-sided electricity generation

CERTIFICATION

IEC61215/IEC61730
ISO9001:Quality Management System
ISO14001:Environmental Management System
ISO45001:Occupational Health and Safety Management System



Linear performance warranty



Product warranty

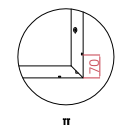
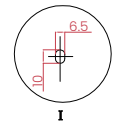
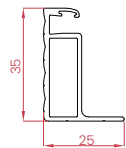
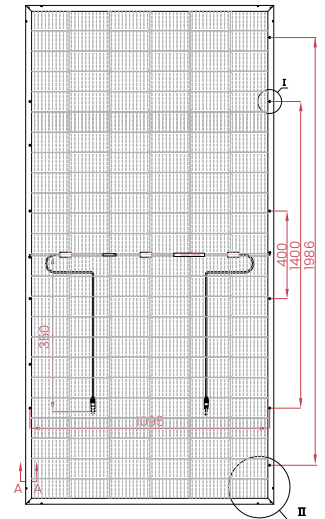

SUNRISE ENERGY CO., LTD

TEL:+86-519-81688389 E-mail:info@sunriseenergy.cn

ADD:No.20 Tongzi River West Road, Zhonglou Development Zone, Changzhou, Jiangsu



ENGINEERING DRAWINGS



Module Type	SR-72M535HLProB		SR-72M540HLProB		SR-72M545HLProB		SR-72M550HLProB	
Module Efficiency (%)	20.73		20.93		21.12		21.31	
Tolerance (W)	0~+5		0~+5		0~+5		0~+5	
Test Environment	STC	NOCT	STC	NOCT	STC	NOCT	STC	NOCT
Maximum Power Pmax(W)	535	398.16	540	401.88	545	405.61	550	409.33
Open Circuit Voltage Voc(V)	49.17	46.41	49.33	46.56	49.49	46.72	49.64	46.86
Short Circuit Current Isc(A)	13.88	11.21	13.97	11.28	14.05	11.35	14.14	11.42
Maximum Power Voltage Vm(V)	40.59	37.76	40.72	37.89	40.85	38.01	40.98	38.13
Maximum Power Current Im(A)	13.19	10.55	13.27	10.61	13.35	10.68	13.43	10.74
Cell Type(mm)	MBB-182×91mm(Mono-Crystalline Silicon)							
Number of Cells(Pcs)	144(6×24)							
Maximum System Voltage (V)	DC1500							
Temp.Coeff.of Voc (%/°C)	-0.282							
Temp.Coeff.of Isc (%/°C)	0.05							
Temp.Coeff.of Pm (%/°C)	-0.348							
Operating Temperature (°C)	-40 to 85							
Nominal Operating Cell Temperature(NOCT) (°C)	45±2							
Max.Series Fuse (A)	25							
Pressure Bearing(Pa)	5400							
Wind Bearing (Pa)	2400							

STC: Irradiance 1000W/m², Cell temperature 25°C, AM1.5
 NOCT: Irradiance 800W/m², Ambient temperature 20°C, Wind speed 1m/s

Different backside power gains(535W)	10%	15%	20%	25%
Peak Power Pmax(W)	588.5	615.25	642	668.75
Open Circuit Voltage Voc(V)	49.19	49.21	49.22	49.23
Short Circuit Current Isc(A)	15.26	15.95	16.64	17.32
Maximum Power Voltage Vm(V)	40.61	40.62	40.63	40.64
Maximum Power Current Im(A)	14.5	15.15	15.81	16.46

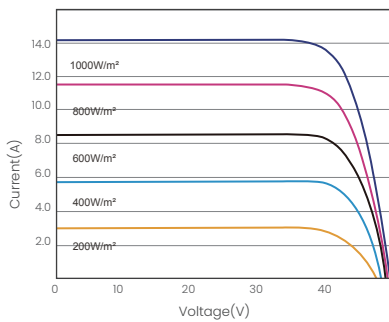
MATERIAL DETAILS

Frame	Anodized aluminum	Glass	3.2mm low-iron tempered suede glass
Cell	6×24pcs mono solar cell	Junction Box	Ip≥68, TÜV&UL
Cable&Connector	4mm ² , EVO2 or EVO2 compatible	Net length of Cable	350mm or as customer's requirements

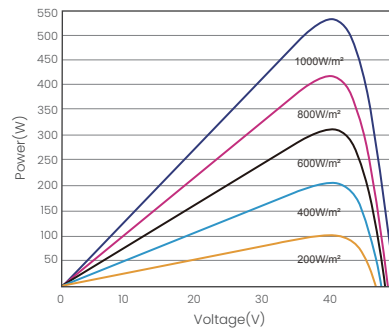
PACKING DETAILS

Dimension	2278×1133×35mm	Weight	28kg
Loading Capacity	620pcs/40'HC	Packing	31pcs/pallet

IV CURVES



I-V CURVES OF PV MODULE(545W)



P-V CURVES OF PV MODULE(545W)