





425w~445w

M6 solar modules **Jellyfish series**

Mono MBB perc large size half cut
bifacial module

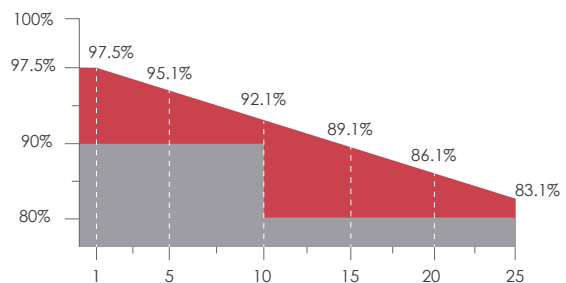
The product adopts MBB high efficiency PERC cell combined with half cut. It can cope with the rising efficiency and diversification demand of residential roofs, industrial and commercial roofs, and large ground power stations.

MODULE CHARACTER

-  PID Resistance
-  Salt mist resistance/Ammonia resistance /dust and hail resistance
-  Production process reliability test
-  0~+5W Positive Tolerance
-  Mono MBB half cut
-  Reduce BOS cost increase ROI
-  Double-sided electricity generation

CERTIFICATION

IEC61215/IEC61730
ISO9001:Quality Management System
ISO14001:Environmental Management System
ISO45001:Occupational Health and Safety Management System



Linear performance warranty



Product warranty

SUNRISE ENERGY CO., LTD

TEL:+86-519-81688389 E-mail:info@sunriseenergy.cn

ADD:No.20 Tongzi River West Road, Zhonglou Development Zone, Changzhou, Jiangsu



SR-M672HLPB 425w-445w Jellyfish Series



ENGINEERING DRAWINGS

Module Type	SR-M672 425HLPB		SR-M672 430HLPB		SR-M672 435HLPB		SR-M672 440HLPB		SR-M672 445HLPB	
	Module Efficiency (%)	19.56		19.79		20.02		20.25		20.48
Tolerance (W)	0~+5		0~+5		0~+5		0~+5		0~+5	
Test Environment	STC	NOCT	STC	NOCT	STC	NOCT	STC	NOCT	STC	NOCT
Maximum Power Pmax(W)	425	314.73	430	318.43	435	322.14	440	325.84	445	329.54
Open Circuit Voltage Voc(V)	49.15	45.83	49.39	46.05	49.64	46.28	49.88	46.51	50.12	46.73
Short Circuit Current Isc(A)	11.05	8.88	11.12	8.93	11.2	9	11.27	9.05	11.34	9.11
Maximum Power Voltage Vm(V)	40.38	37.34	40.58	37.52	40.78	37.71	40.98	37.89	41.18	38.08
Maximum Power Current Im(A)	10.53	8.43	10.6	8.48	10.67	8.54	10.74	8.6	10.81	8.65
Cell Type (mm)	166x83(9BB Mono-Crystalline Silicon)									
Number of Cells (Pcs)	144(6x24)									
Maximum System Voltage (V)	DC1500									
Temp.Coeff.of Voc (%/°C)	-0.285									
Temp.Coeff.of Isc (%/°C)	0.055									
Temp.Coeff.of Pm (%/°C)	-0.365									
Operating Temperature (°C)	-40 to 85									
Nominal Operating Cell Temperature(NOCT) (°C)	45±2									
Max.Series Fuse (A)	20									
Pressure Bearing (Pa)	5400									
Wind Bearing (Pa)	2400									

STC: Irradiance 1000W/m2, Cell temperature 25°C, AM1.5

NOCT: Irradiance 800W/m2, Ambient temperature 20°C, Wind speed 1m/s

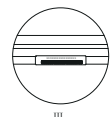
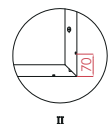
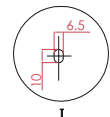
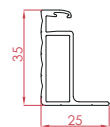
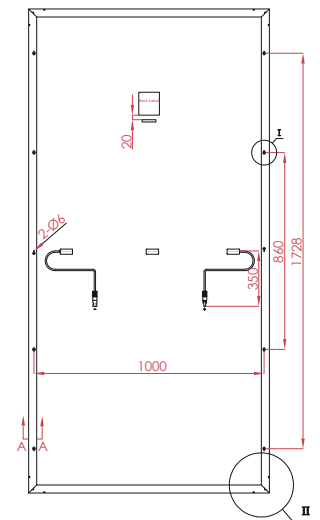
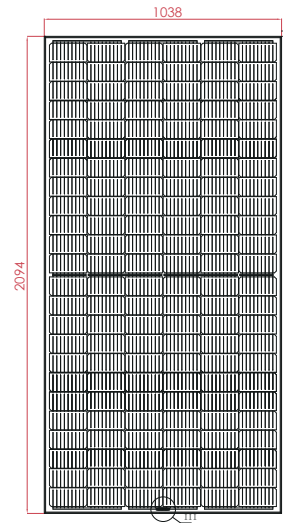
Different backside power gains(440W)	10%	15%	20%	25%
Peak Power Pmax(W)	484	506	528	550
Open Circuit Voltage Voc(V)	48.73	48.74	48.75	47.57
Short Circuit Current Isc(A)	12.55	13.11	13.67	14.6
Maximum Power Voltage Vm(V)	40.98	40.99	41	40.01
Maximum Power Current Im(A)	11.82	12.35	12.88	13.75

MATERIAL DETAILS

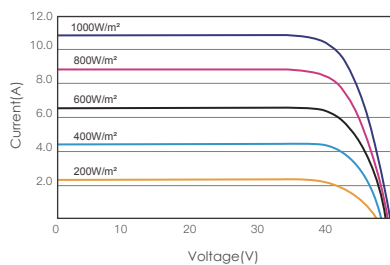
Frame	Anodized aluminum	Glass	3.2mm low-iron tempered suede glass
Cell	6x24pcs 166x83mm mono solar cell	Junction Box	Ip≥68, TÜV&UL
Cable&Connector	4mm ² , EVO2 or EVO2 compatible	Cable length	350mm or as customer's requirements

PACKING DETAILS

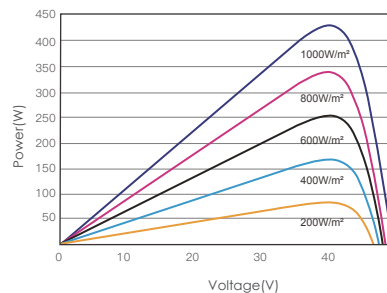
Dimension	2094x1038x35mm	Weight	23.5kg
Loading Capacity	300 pcs / 20'GP 726 pcs/40'HC	Packing	31pcs/pallet



IV CURVES



I-V CURVES OF PV MODULE(435W)



P-V CURVES OF PV MODULE(435W)